

DS9908R

Hands-Free Imaging Scanner



! IMPORTANT: RFID CANNOT operate until RFID Country of Operation (parameter #1583) is set to the country where the product is used. Scan the appropriate barcode in the DS9908R Hands-Free Imaging Scanner Product Reference Guide Supplement (p/n MN-003377-xx) or configure with 123Scan.

Quick Start Guide



ZEBRA

ZEBRA and the stylized Zebra head are trademarks of Zebra Technologies Corporation, registered in many jurisdictions worldwide. All other trademarks are the property of their respective owners.
© 2019 Zebra Technologies Corporation and/or its affiliates. All rights reserved.

Information in this document is subject to change without notice. The software described in this document is furnished under a license agreement or nondisclosure agreement. The software may be used or copied only in accordance with the terms of those agreements.

For further information regarding legal and proprietary statements, please go to:

SOFTWARE: www.zebra.com/linkoslegal

COPYRIGHTS: www.zebra.com/copyright

WARRANTY: www.zebra.com/warranty

END USER LICENSE AGREEMENT: www.zebra.com/eula

Terms of Use

Proprietary Statement

This manual contains proprietary information of Zebra Technologies Corporation and its subsidiaries (“Zebra Technologies”). It is intended solely for the information and use of parties operating and maintaining the equipment described herein. Such proprietary information may not be used, reproduced, or disclosed to any other parties for any other purpose without the express, written permission of Zebra Technologies.

Product Improvements

Continuous improvement of products is a policy of Zebra Technologies. All specifications and designs are subject to change without notice.

Liability Disclaimer

Zebra Technologies takes steps to ensure that its published Engineering specifications and manuals are correct; however, errors do occur. Zebra Technologies reserves the right to correct any such errors and disclaims liability resulting therefrom.

Limitation of Liability

In no event shall Zebra Technologies or anyone else involved in the creation, production, or delivery of the accompanying product (including hardware and software) be liable for any damages whatsoever (including, without limitation, consequential damages including loss of business profits, business interruption, or loss of business information) arising out of the use of, the results of use of, or inability to use such product, even if Zebra Technologies has been advised of the possibility of such damages. Some jurisdictions do not allow the exclusion or limitation of incidental or consequential damages, so the above limitation or exclusion may not apply to you.

Warranty

For the complete Zebra hardware product warranty statement, go to: www.zebra.com/warranty.

For Australia Only

This warranty is given by Zebra Technologies Asia Pacific Pte. Ltd., 71 Robinson Road, #05-02/03, Singapore 068895, Singapore. Our goods come with guarantees that cannot be excluded under the Australia Consumer Law. You are entitled to a replacement or refund for a major failure and compensation for any other reasonably foreseeable loss or damage. You are also entitled to have the goods repaired or replaced if the goods fail to be of acceptable quality and the failure does not amount to a major failure.

Zebra Technologies Corporation Australia's limited warranty above is in addition to any rights and remedies you may have under the Australian Consumer Law.

If you have any queries, please call Zebra Technologies Corporation at +65 6858 0722. You may also visit our website: www.zebra.com for the most updated warranty terms.

Service Information

If you have a problem using the equipment, contact your facility's Technical or Systems Support. If there is a problem with the equipment, they will contact Zebra Support at: www.zebra.com/support.

For the latest version of this guide go to: www.zebra.com/support.

Contents

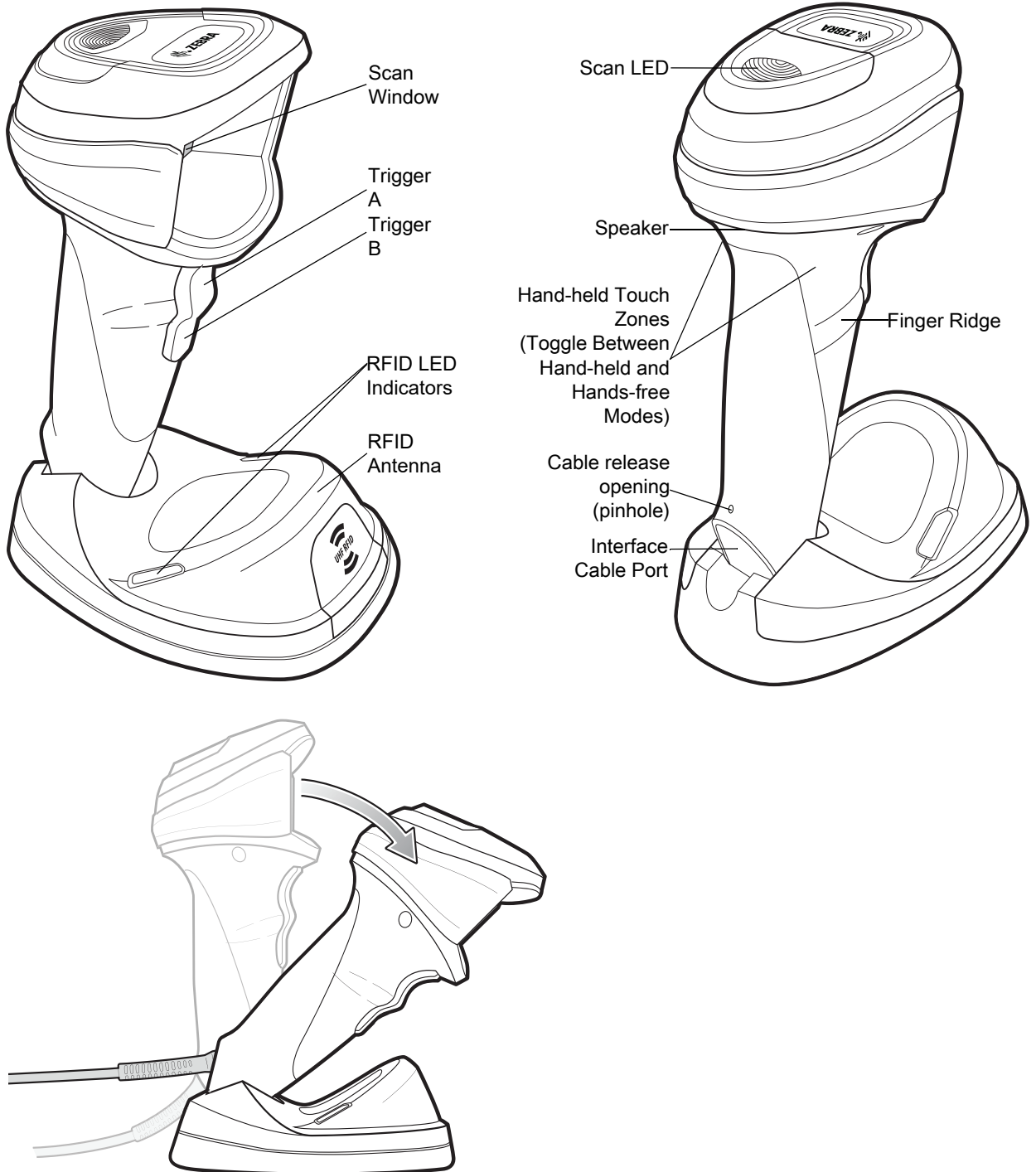
Terms of Use	2
Proprietary Statement	2
Product Improvements	2
Liability Disclaimer	2
Limitation of Liability	2
Warranty	2
For Australia Only	3
Service Information	3
Features	3
Cable Insertion	4
Cable Removal	4
Connecting and Setting Up Host Interfaces	5
USB	5
RS-232	6
IBM	7
Miscellaneous Parameter Barcodes	8
RFID Same Tag Timeout	8
RFID Trigger Modes	8
RFID Data Transmission Format	9
Set Defaults	9
Enter Key	9
Tab Key	9
USB Caps Lock Override	10
Hands-Free	10
Hand-Held	10
123Scan	11
About 123Scan	11
Utility Functionality	11
User Indications By Default	11
Troubleshooting	12
Ergonomic Recommendations	12

Regulatory Information	13
Wireless Device Country Approvals	14
RF Exposure Guidelines	14
Safety Information	14
LED Devices	15
Radio Frequency Interference Requirements - FCC	15
Radio Transmitters (Part 15)	15
Radio Frequency Interference Requirements - Canada	15
Radio Transmitters	15
CE Marking and European Economic Area (EEA)	15
Statement of Compliance	15
Japan (VCCI) - Voluntary Control Council for Interference	16
Korea Warning Statement for Class B ITE	16
Brazil	16
Chile	16
China	16
Eurasian Customs Union	17
Евразийский Таможенный Союз	17
Mexico	17
Taiwan	18
Ukraine	18
Thailand	18
TURKISH WEEE Statement of Compliance	19

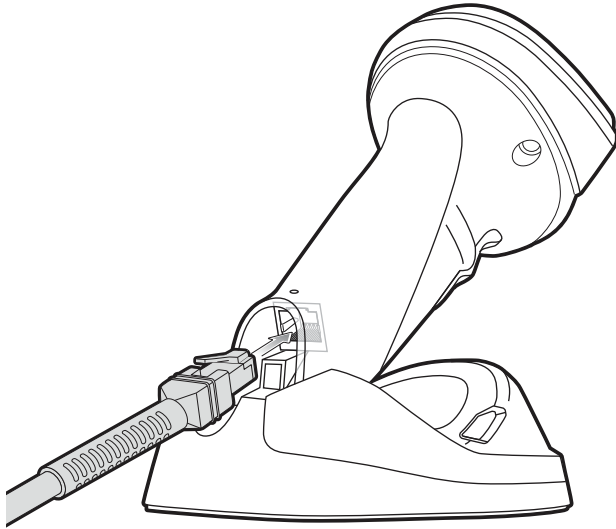
Features



NOTE: Refer to the Product Reference Guide Supplement for detailed RFID information and the Product Reference Guide for detailed imaging information.

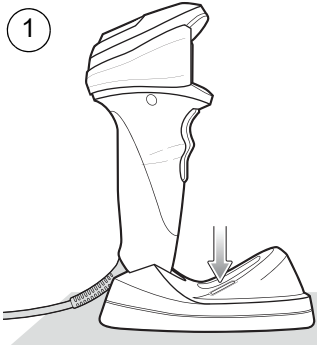


Cable Insertion

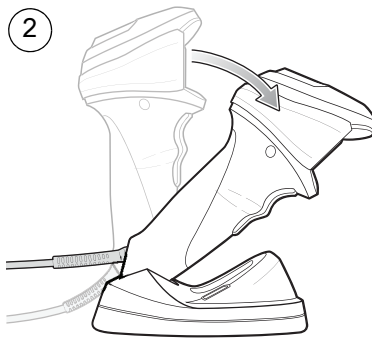


Cable Removal

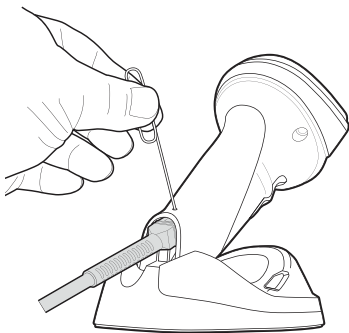
1



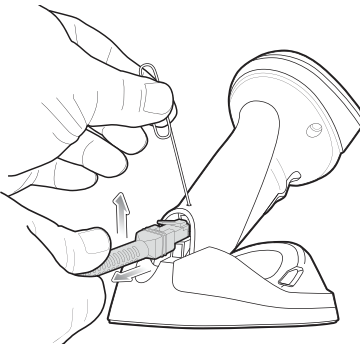
2



3




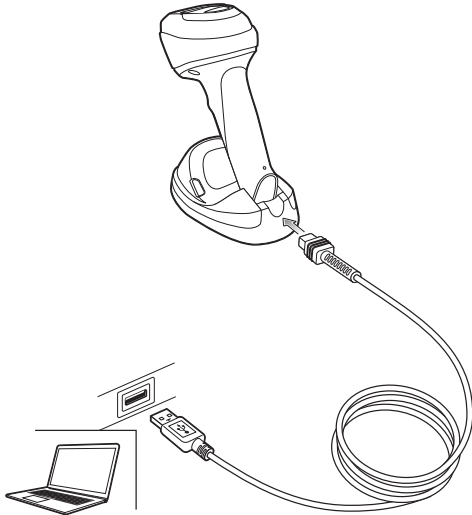
4



Connecting and Setting Up Host Interfaces

USB

Scan ONE of the barcodes below. The imager automatically detects the host interface type and uses the default setting. If the default (*) does not meet your requirements, scan another host barcode below.



***USB Keyboard (HID)**



IBM Hand-held USB




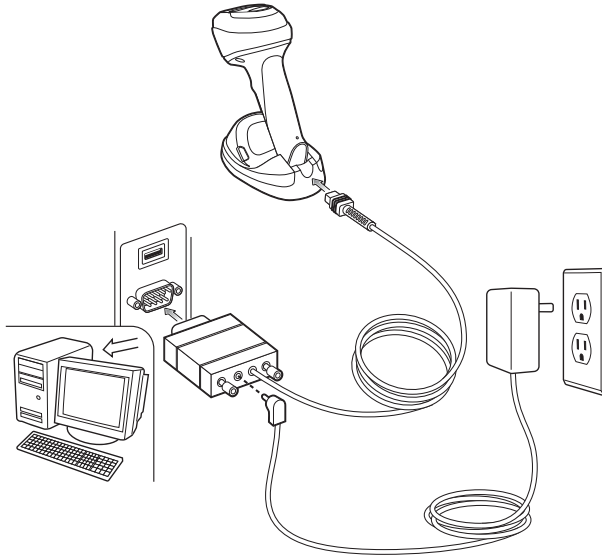
**OPOS
(IBM Hand-held with Full Disable)**



SNAPi with Imaging

RS-232

Scan ONE of the barcodes below. The imager automatically detects the host interface type and uses the default setting. If the default (*) does not meet your requirements, scan another host barcode below.




***Standard RS-232¹**




ICL RS-232



Wincor-Nixdorf RS-232 Mode A



Wincor-Nixdorf RS-232 Mode B




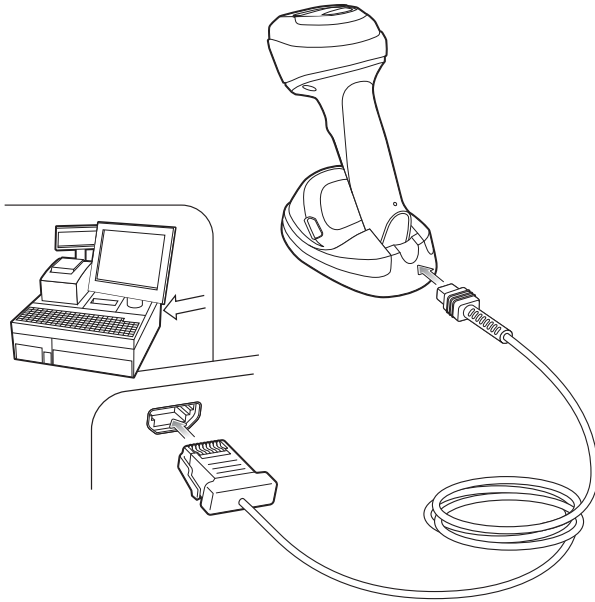
OPOS/JPOS



Fujitsu RS-232

IBM

Scan ONE of the barcodes below. The imager automatically detects the host interface type, but there is no default setting. Scan one of the barcodes below to select the appropriate port.



Non-IBM Scanner Emulation (Port 5B)




Table-top Scanner Emulation (Port 17)





Table-top Scanner Emulation (Port 17)

Miscellaneous Parameter Barcodes

RFID Same Tag Timeout



Disable



*2 Seconds



5 Minutes


RFID Trigger Modes



Continuous



Single Tag



*Continuous Re-Report



Continuous Flush


RFID Data Transmission Format



***Raw**



GS1-128



EPC URI


Set Defaults



Set Factory Defaults

Enter Key

To add an Enter key after scanned data, scan the barcode below.



Add Enter Key (Carriage Return/Line Feed)


Tab Key

To add a Tab key after scanned data, scan the barcode below.




Tab Key

USB Caps Lock Override

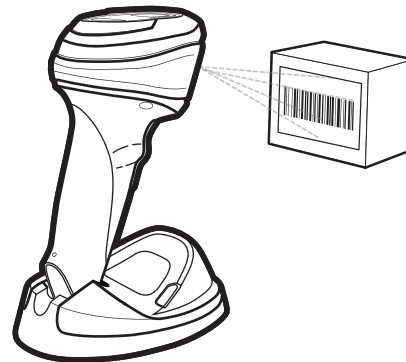
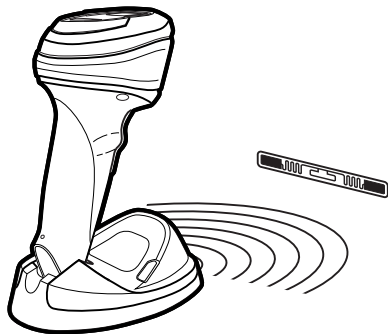


Override Caps Lock Key
(Enable)




*Do Not Override Caps Lock Key
(Disable)

Hands-Free



Hand-Held



123Scan

About 123Scan

123Scan is an easy-to-use, PC-based software tool that enables rapid and easy customized setup of a scanner via a barcode or USB cable.

For more information, visit: www.zebra.com/123Scan.

Utility Functionality

- Device configuration
 - Electronic programming (USB cable)
 - Programming barcode(s)
- Data view – scan log (display scanned barcode data)
- Access asset tracking information
- Upgrade firmware and view release notes
- Remote management (SMS package generation)

User Indications By Default



NOTE: For user indications and troubleshooting information for the imaging scanner refer to the DS9908 Hands-Free Imaging Scanner Product Reference Guide.

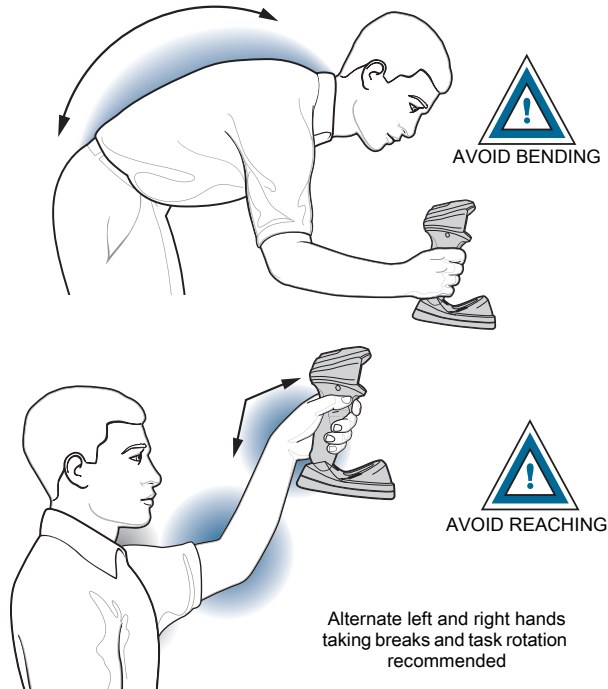
Speaker Sequence	RFID LED	Indication
None	Green (solid)	LED on when RFID is active.
None	Green (slow blinking)	The reader is polling for new tags.
Medium/high (two tone) beeps	Green momentarily off	An RFID tag was read/reported.
High/medium/low/low beeps	Long red blink	Unexpected RFID indication or RFID error.
None	Short red blink	RFID is not ready.

Troubleshooting

Problem	Possible Causes	Possible Solutions
Imaging scanner emits 4 short high beeps during read attempt.	Imager has not completed USB initialization.	Wait several seconds and read again.
Imager reads the tag, but does not transmit the data to the host.	Imager is not programmed for the correct host type.	Scan the appropriate host type programming barcode. Refer to the DS9908 Hands-Free Imaging Scanner Product Reference Guide.
	Interface cable is loose.	Reconnect the cable.
	If the imager emits 4 long low beeps, a transmission error occurred.	Set the imager's communication parameters to match the host's setting.
Host displays tag data incorrectly.	Imager is not programmed to work with the host.	Scan the appropriate host type programming barcode. For RS-232, set the imager's communication parameters to match the host's setting.

Ergonomic Recommendations





Caution: In order to avoid or minimize the potential risk of ergonomic injury follow the recommendations below. Consult with your local Health & Safety Manager to ensure that you are adhering to your company's safety programs to prevent employee injury.

- Reduce or eliminate repetitive motion
- Maintain a natural position
- Reduce or eliminate excessive force
- Keep objects that are used frequently within easy reach
- Perform tasks at correct heights
- Reduce or eliminate direct pressure
- Provide adjustable workstations
- Provide adequate clearance
- Provide a suitable working environment
- Improve work procedures.

Regulatory Information

This device is approved under Zebra Technologies Corporation.

This guide applies to Model Number DS9908R.

All Zebra devices are designed to be compliant with the rules and regulations in the locations they are sold and will be labeled as required.

Local language translations are available at the following website: www.zebra.com/support.

Any changes or modifications to Zebra equipment not expressly approved by Zebra could void the user's authority to operate the equipment.

Declared maximum operating temperature: 50°C.

Wireless Device Country Approvals

Regulatory markings subject to certification are applied to the device signifying the radio(s) is/are approved for use in the following countries and continents: United States, Canada, Japan, China, South Korea, Australia, and Europe.

Please refer to the Declaration of Conformity (DoC) for details of other country markings. This is available at: www.zebra.com/doc.

Note: Europe includes Austria, Belgium, Bulgaria, Croatia, Czech Republic, Cyprus, Denmark, Estonia, Finland, France, Germany, Greece, Hungary, Iceland, Ireland, Italy, Latvia, Liechtenstein, Lithuania, Luxembourg, Malta, Netherlands, Norway, Poland, Portugal, Romania, Slovak Republic, Slovenia, Spain, Sweden, Switzerland, and the United Kingdom.



Caution: Operation of the device without regulatory approval is illegal.

RF Exposure Guidelines



Safety Information

Reducing RF Exposure – Use Properly

Only operate the device in accordance with the instructions supplied.

International

The device complies with internationally recognized standards covering human exposure to electromagnetic fields from radio devices. For information on 'International' human exposure to electromagnetic fields, refer to the Zebra Declaration of Conformity (DoC) at: www.zebra.com/doc.

For further information on the safety of RF energy from wireless devices, see www.zebra.com/responsibility located under Corporate Responsibility.

Europe

Remote and Standalone Antenna Configurations

To comply with EU RF exposure requirements, antennas that are mounted externally at remote locations or operating near users at stand-alone desktop or similar configurations must operate with a minimum separation distance of 20 cm from all persons.

US and Canada

Co-located statement

To comply with FCC RF exposure compliance requirement, the antenna used for this transmitter must not be co-located or operating in conjunction with any other transmitter/antenna except those already approved in this filing.

Hand-held Devices

To comply with FCC RF exposure requirements, this device must be operated in the hand with a minimum separation distance of 20 cm or more from a person's body. Other operating configurations should be avoided.

LED Devices

Classified as 'EXEMPT RISK GROUP' according to IEC 62471:2006 and EN 62471:2008.

Pulse duration:1.5 ms

Radio Frequency Interference Requirements - FCC

Note: This equipment has been tested and found to comply with the limits for a Class B digital device, pursuant to Part 15 of the FCC rules. These limits are designed to provide reasonable protection against harmful interference in a residential installation. This equipment generates, uses and can radiate radio frequency energy and, if not installed and used in accordance with the instructions, may cause harmful interference to radio communications. However, there is no guarantee that interference will not occur in a particular installation. If this equipment does cause harmful interference to radio or television reception, which can be determined by turning the equipment off and on, the user is encouraged to try to correct the interference by one or more of the following measures:

- Reorient or relocate the receiving antenna.
- Increase the separation between the equipment and receiver.
- Connect the equipment into an outlet on a circuit different from that to which the receiver is connected.
- Consult the dealer or an experienced radio/TV technician for help.

Radio Transmitters (Part 15)

This device complies with Part 15 of the FCC Rules. Operation is subject to the following two conditions: (1) this device may not cause harmful interference, and (2) this device must accept any interference received including interference that may cause undesired operation.

Radio Frequency Interference Requirements - Canada

Innovation, Science and Economic Development Canada ICES- 003 Compliance Label: CAN ICES-3 (B)/NMB-3(B)

Radio Transmitters

This device complies with Industry Canada's licence-exempt RSSs. Operation is subject to the following two conditions: (1) This device may not cause interference; and (2) This device must accept any interference, including interference that may cause undesired operation of the device.

Le présent appareil est conforme aux CNR d'Industrie Canada applicables aux appareils radio exempts de licence. L'exploitation est autorisée aux deux conditions suivantes: (1) l'appareil ne doit pas produire de brouillage, et (2) l'utilisateur de l'appareil doit accepter tout brouillage radio électrique subi même si le brouillage est susceptible d'en compromettre le fonctionnement.

CE Marking and European Economic Area (EEA)

Statement of Compliance

Zebra hereby declares that this radio equipment is in compliance with Directives, 2014/53/EU and 2011/65/EU.

The full text of the EU Declaration of Conformity is available at the following Internet address:
www.zebra.com/doc.

Japan (VCCI) - Voluntary Control Council for Interference

Class B ITE

この装置は、クラスB情報技術装置です。この装置は、家庭環境で使用することを目的としていますが、この装置がラジオやテレビジョン受信機に近接して使用されると、受信障害を引き起こすことがあります。
取扱説明書に従って正しい取り扱いをして下さい。 VCCI-B

Korea Warning Statement for Class B ITE

기종 별	사용자 안내문
B 급 기기 (가정용 방송통신기자재)	이 기기는 가정용 (B 급) 전자파적합기기로서 주로 가정에서 사용하는 것을 목적으로 하며, 모든 지역에서 사용할 수 있습니다.

Brazil

Declarações Regulamentares para DS9908R - Brasil

Nota: A marca de certificação se aplica ao Transceptor, mod DS9908R. Este equipamento não tem direito à proteção contra interferência prejudicial e não pode causar interferência em Sistemas devidamente autorizados.

Para maiores informações sobre ANATEL consulte o site: www.anatel.gov.br.

Este produto está homologado pela Anatel, de acordo com os procedimentos regulamentados pela Resolução n°242/2000 e atende aos requisitos técnicos aplicados, incluindo os limites de exposição da Taxa de Absorção Específica referente a campos elétricos, magnéticos e eletromagnéticos de radiofrequência, de acordo com as Resoluções n° 303/2002 e 533/2009.

Chile

Este equipo cumple con la Resolución No 403 de 2008, de la Subsecretaria de telecomunicaciones, relativa a radiaciones electromagnéticas.

Para la función UHF RFID, se ajustará el dispositivo a operar en el interior de inmuebles en la banda de 915 a 928 MHz con una potencia máxima radiada no superior a 100 mW, conforme a Resolución 755 parte Art 1. j3).

China


通过访问以下网址可下载当地语言支持的产品说明书

www.zebra.com/support

本产品电磁辐射比吸收率 (SAR) 最大值为 xx W/kg, 符合国家标准 GB XXXX-XXXX 的要求。



CMM Disclosure

部件名称 (Parts)	有害物质 					
	铅 (Pb)	汞 (Hg)	镉 (Cd)	六价铬 (Cr (VI))	多溴联苯 (PBB)	多溴二苯醚 (PBDE)
金属部件 (Metal Parts)	X	○	○	○	○	○
电路模块 (Circuit Modules)	X	○	○	○	○	○
电缆及电缆组件 (Cables and Cable Assemblies)	○	○	○	○	○	○
塑料和聚合物部件 (Plastic and Polymeric Parts)	○	○	○	○	○	○
光学和光学组件 (Optics and Optical Components)	○	○	○	○	○	○
电池 (Batteries)	○	○	○	○	○	○

本表格依据SJ/T 11364 的规定编制。

- : 表示该有害物质在该部件所有均质材料中的含量均在 SJ/T 11364--2014 规定的限量要求以下。
- X: 表示该有害物质至少在该部件的某一均质材料中的含量超出SJ/T 11364--2014 规定的限量要求。(企业可在此处, 根据实际情况对上表中打“x”的技术原因进行进一步说明。)

This table was created to comply with China RoHS requirements.

Eurasian Customs Union

Евразийский Таможенный Союз

Данный продукт соответствует требованиям знака ЕАС.



Mexico

La operación de este equipo está sujeta a las siguientes dos condiciones: (1) es posible que este equipo o dispositivo no cause interferencia perjudicial y (2) este equipo o dispositivo debe aceptar cualquier interferencia, incluyendo la que pueda causar su operación no deseada.

Taiwan

臺灣

低功率電波輻射性電機管理辦法

第十二條

經型式認證合格之低功率射頻電機，非經許可，公司、商號或使用者均不得擅自變更頻率、加大功率或變更原設計之特性及功能。

第十四條

低功率射頻電機之使用不得影響飛航安全及干擾合法通信；經發現有干擾現象時，應立即停用，並改善至無干擾時方得繼續使用。

前項合法通信，指依電信法規定作業之無線電通信。

低功率射頻電機須忍受合法通信或工業、科學及醫療用電波輻射性電機設備之干擾。

型號 ABCD: SAR 標準值 2.0 W/kg ; 送測產品實測值為 : xxxW/kg

「本公司於說明書中提供所有必要資訊以指導使用者 / 安裝者正確的安裝及操作」警語。

並於該中文使用說明書及器材上標示

「本器材須經專業工程人員安裝及設定，始得設置使用，且不得直接販售給一般消費者」警語。

公司資訊

台灣斑馬科技股份有限公司 / 台北市信義區松高路 9 號 13 樓

限用物質含有情況標示聲明書

設備名稱 : Scanner		型號 (型式): DS9908R Type designation (Type)				
單元 Unit	限用物質及其化學符號 Restricted substances and its chemical symbols					
	鉛 (Pb)	汞 (Hg)	鎘 (Cd)	六價鉻 (Cr ⁺⁶)	多溴聯苯 (PBB)	多溴二苯醚 (PBDE)
印刷電路板及電子組件	-	○	○	○	○	○
金屬零件	-	○	○	○	○	○
電纜及電纜組件	○	○	○	○	○	○
塑料和聚合物零件	○	○	○	○	○	○
光學與光學元件	○	○	○	○	○	○

備考1. “超出0.1 wt %”及“超出0.01 wt %”係指限用物質之百分比含量超出百分比含量基準值。

Note 1: “Exceeding 0.1 wt%” and “exceeding 0.01 wt%” indicate that the percentage content of the restricted substance exceeds the reference percentage value of presence condition.

備考2. “○”係指該項限用物質之百分比含量未超出百分比含量基準值。

Note 2: “○” indicates that the percentage content of the restricted substance does not exceed the percentage of reference value of presence.

備考3. “-”係指該項限用物質為排除項目。

Note 3: The “-” indicates that the restricted substance corresponds to the exemption.

Ukraine

Дане обладнання відповідає вимогам технічного регламенту № 1057, № 2008 на обмеження щодо використання деяких небезпечних речовин в електричних та електронних пристроях.

Thailand

เครื่องโทรคมนาคมและอุปกรณ์ นี้ มีความสอดคล้อง อกตามข้อ อกกำหนดของ กทช .

TURKISH WEEE Statement of Compliance

EEE Yönetmeliğine Uygundur



Waste Electrical and Electronic Equipment (WEEE)

English: For EU Customers: All products at the end of their life must be returned to Zebra for recycling. For information on how to return product, please go to: www.zebra.com/weee.

Bulgarian: За клиенти от ЕС: След края на ползването им живот всички продукти трябва да се връщат на Zebra за рециклиране. За информация относно връщането на продукти, моля отидете на адрес: www.zebra.com/weee.

Čeština: Pro zákazníky z EU: Všechny produkty je nutné po skončení jejich životnosti vrátit společnosti Zebra k recyklaci. Informace o způsobu vrácení produktu najdete na webové stránce: www.zebra.com/weee.

Dansk: Til kunder i EU: Alle produkter skal returneres til Zebra til recirkulering, når de er udtjent. Læs oplysningerne om returnering af produkter på: www.zebra.com/weee.

Deutsch: Für Kunden innerhalb der EU: Alle Produkte müssen am Ende ihrer Lebensdauer zum Recycling an Zebra zurückgesandt werden. Informationen zur Rücksendung von Produkten finden Sie unter www.zebra.com/weee.

Ελληνικά: Για πελάτες στην Ε.Ε.: Όλα τα προϊόντα, στο τέλος της διάρκειας ζωής τους, πρέπει να επιστρέφουν στην Zebra για ανακύκλωση. Για περισσότερες πληροφορίες σχετικά με την επιστροφή ενός προϊόντος, επισκεφθείτε τη διεύθυνση www.zebra.com/weee στο Διαδίκτυο.

Eesti: EL klientidele: kõik tooted tuleb nende eluea lõppedes tagastada taaskasutamise eesmärgil Zebra'ile. Lisainformatsiooni saamiseks toote tagastamise kohta külastage palun aadressi: www.zebra.com/weee.

Español: Para clientes en la Unión Europea: todos los productos deberán entregarse a Zebra al final de su ciclo de vida para que sean reciclados. Si desea más información sobre cómo devolver un producto, visite: www.zebra.com/weee.

Français : Clients de l'Union Européenne : Tous les produits en fin de cycle de vie doivent être retournés à Zebra pour recyclage. Pour de plus amples informations sur le retour de produits, consultez : www.zebra.com/weee.

Italiano: per i clienti dell'UE: tutti i prodotti che sono giunti al termine del rispettivo ciclo di vita devono essere restituiti a Zebra al fine di consentirne il riciclaggio. Per informazioni sulle modalità di restituzione, visitare il seguente sito Web: www.zebra.com/weee.

Latviešu: ES klientiem: visi produkti pēc to kalpošanas mūža beigām ir jānogādā atpakaļ Zebra otrreizējai pārstrādei. Lai iegūtu informāciju par produktu nogādāšanu Zebra, lūdzu, skatiet: www.zebra.com/weee.

Lietuvių: ES vartotojams: visi gaminiai, pasibaigus jų eksploatacijos laikui, turi būti gražinti utilizuoti į kompaniją „Zebra“. Daugiau informacijos, kaip gražinti gaminį, rasite: www.zebra.com/weee.

Magyar: Az EU-ban vásárlóknak: Minden tönkrement termékét a Zebra vállalathoz kell eljuttatni újrahasznosítás céljából. A termék visszajuttatásának módjával kapcsolatos tudnivalóért látogasson el a www.zebra.com/weee weboldalra.

Malti: Għal klijenti fl-UE: il-prodotti kollha li jkunu waslu fl-aħħar tal-hajja ta' l-użu tagħhom, iridu jiġu rritornati għand Zebra għar-riċiklaġġ. Għal aktar tagħrif dwar kif għandek tirritorna l-prodott, jekk jogħġbok żur: www.zebra.com/weee.

Nederlands: Voor klanten in de EU: alle producten dienen aan het einde van hun levensduur naar Zebra te worden teruggezonden voor recycling. Raadpleeg www.zebra.com/weee voor meer informatie over het terugzenden van producten.

Polski: Klienci z obszaru Unii Europejskiej: Produkty wycofane z eksploatacji należy zwrócić do firmy Zebra w celu ich utylizacji. Informacje na temat zwrotu produktów znajdują się na stronie internetowej www.zebra.com/weee.

Português: Para clientes da UE: todos os produtos no fim de vida devem ser devolvidos à Zebra para reciclagem. Para obter informações sobre como devolver o produto, visite: www.zebra.com/weee.

Românesc: Pentru clienții din UE: Toate produsele, la sfârșitul duratei lor de funcționare, trebuie returnate la Zebra pentru reciclare. Pentru informații despre returnarea produsului, accesați: www.zebra.com/weee.

Slovenčina: Pre zákazníkov z krajín EU: Všetky výrobky musia byť po uplynutí doby ich životnosti vrátené spoločnosti Zebra na recykláciu. Bližšie informácie o vrátení výrobkov nájdete na: www.zebra.com/weee.

Slovenski: Za kupce v EU: vsi izdelki se morajo po poteku življenjske dobe vrniti podjetju Zebra za reciklažo. Za informacije o vračilu izdelka obiščite: www.zebra.com/weee.

Suomi: Asiakkaita Euroopan unionin alueella: Kaikki tuotteet on palautettava kierrätettäväksi Zebra-yhtiöön, kun tuotetta ei enää käytetä. Lisätietoja tuotteiden palauttamisesta on osoitteessa www.zebra.com/weee.

Svenska: För kunder inom EU: Alla produkter som uppnått sin livslängd måste returneras till Zebra för återvinning. Information om hur du returnerar produkten finns på www.zebra.com/weee.

Türkçe: AB Müşterileri için: Kullanım süresi dolan tüm ürünler geri dönüşürme için Zebra'ya iade edilmelidir. Ürünlerin nasıl iade edileceği hakkında bilgi için lütfen şu adresi ziyaret edin: www.zebra.com/weee.

